

Special base plates for Mitutoyo CMM

Part No.: K551191


Weight 36500 g

Base plate

Christa-Apex 7106

815 mm x 1140 mm x 15mm

Made of hard-anodised aluminium, with connecting thread M6, grid distance 25 mm / 50 mm



Part No.: K551192


Weight 43400 g

Base plate

Christa-Apex 9106/9108

970 mm x 1140 mm x 15mm

Made of hard-anodised aluminium, with connecting thread M6, grid distance 25 mm / 50 mm



Part No.: K551193


Weight 66300 g

Base plate

Christa-Apex 9106/9108

970 mm x 1740 mm x 15mm

Made of hard-anodised aluminium, with connecting thread M6, grid distance 25 mm / 50 mm



Part No.: K551194

Weight 81500 g

Base plate

Christa-Apex 9206/9208

970 mm x 2140 mm x 15mm

Made of hard-anodised aluminium, with connecting thread M6, grid distance 25 mm / 50 mm

